



Renate Behrens

Verena Schaffner

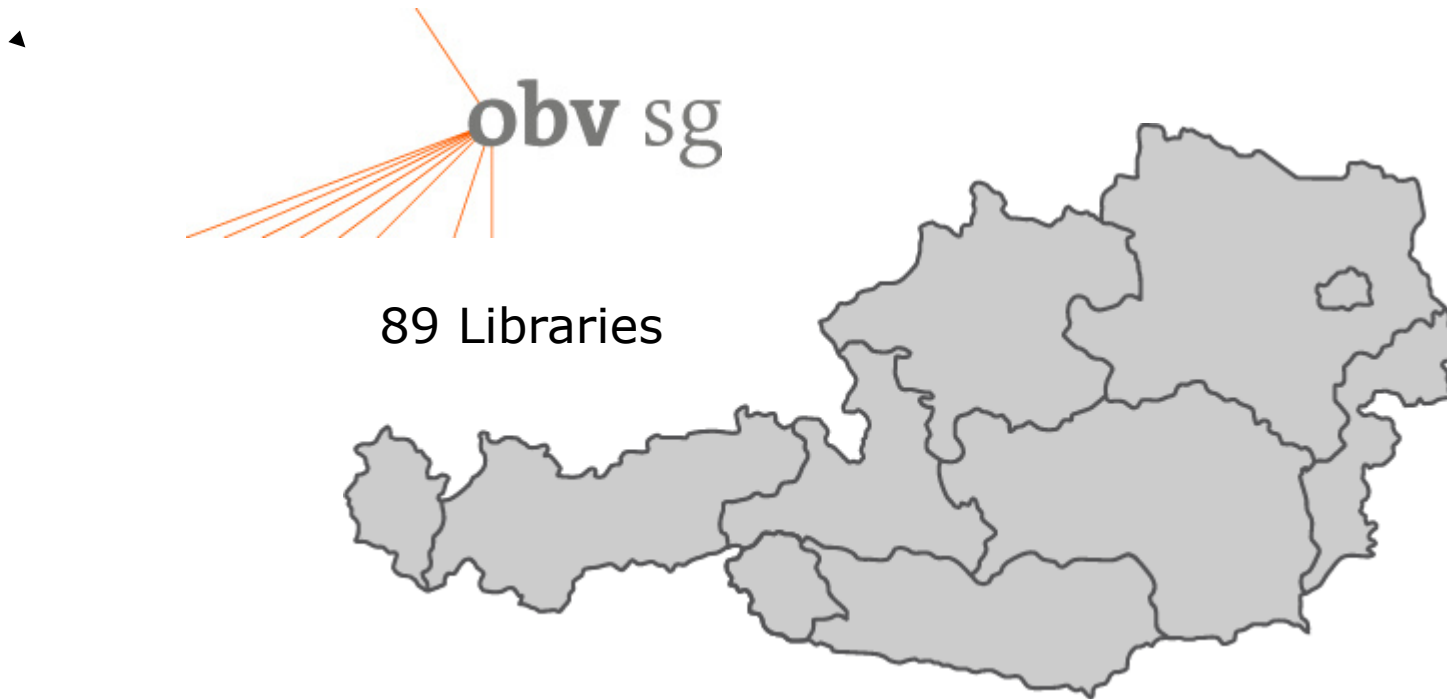
The Adoption of RDA in the German-speaking Countries



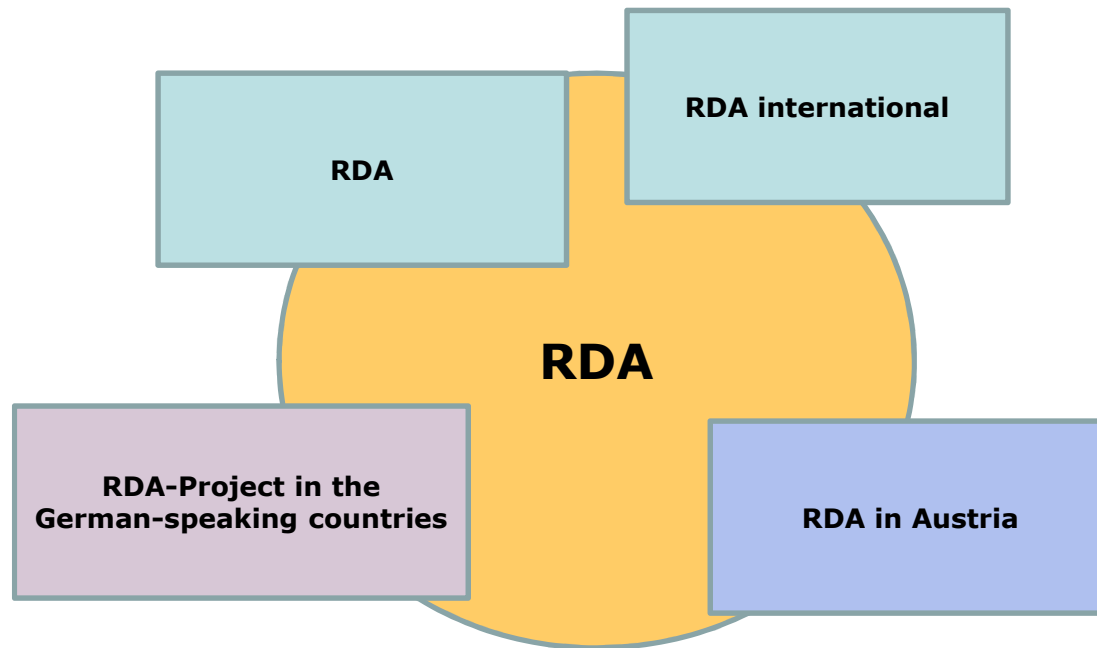
Deutsche Nationalbibliothek German National Library




Austrian Library Network



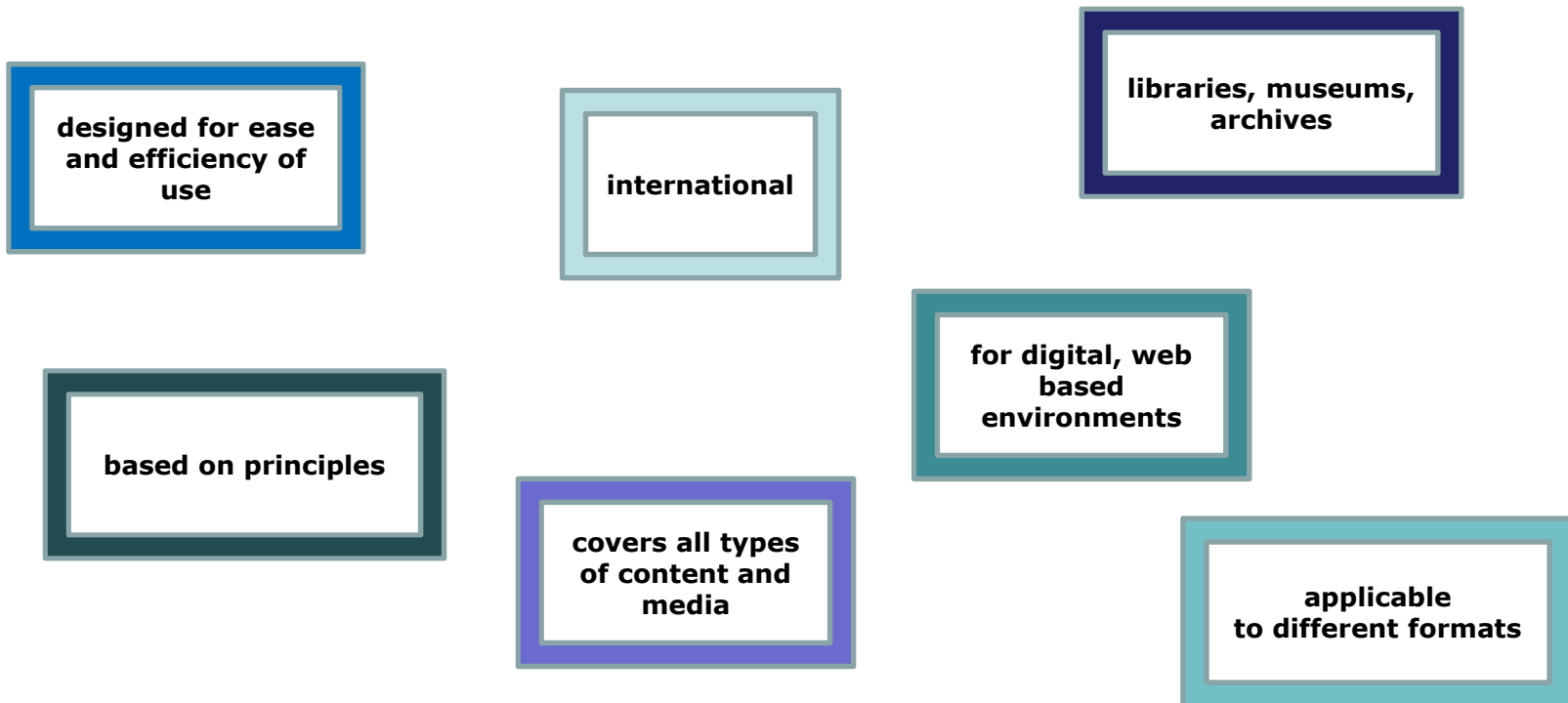
Content





R | D | A

RESOURCE DESCRIPTION & ACCESS





RDA basic concepts

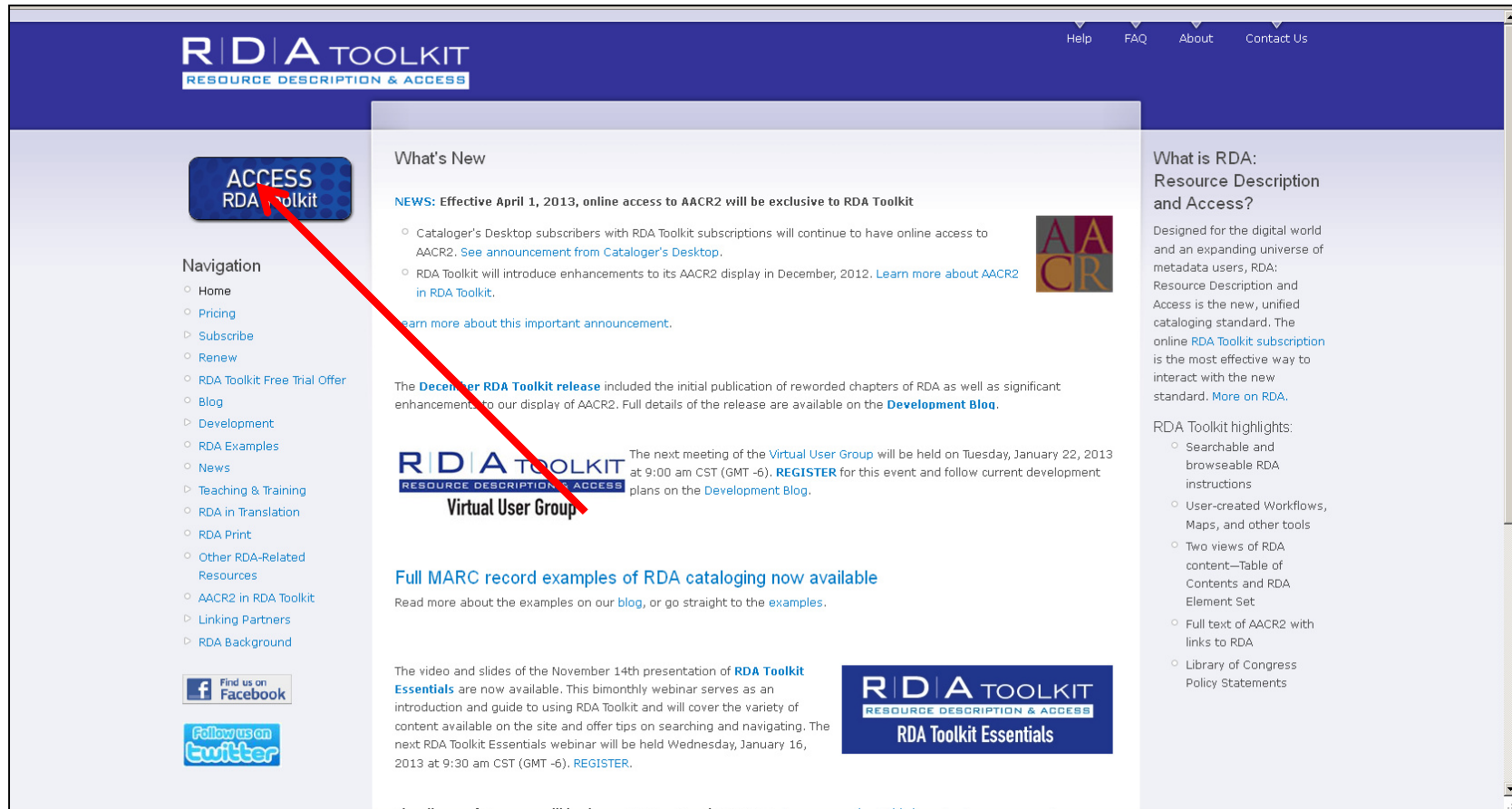
Statement of International Cataloguing Principles (2009)

Family of „Functional Requirements“

- for Bibliographic Records (FRBR) (1998, 2009)
- for Authority Data (FRAD) (2009)
- for Subject Authority Data (FRSAD) (2010)



RDA Toolkit



The screenshot shows the RDA Toolkit website interface. At the top, there is a navigation bar with links for Help, FAQ, About, and Contact Us. The main header features the RDA Toolkit logo and the tagline 'RESOURCE DESCRIPTION & ACCESS'. On the left side, there is a 'Navigation' menu with links for Home, Pricing, Subscribe, Renew, RDA Toolkit Free Trial Offer, Blog, Development, RDA Examples, News, Teaching & Training, RDA in Translation, RDA Print, Other RDA-Related Resources, AACR2 in RDA Toolkit, Linking Partners, and RDA Background. Below the navigation menu are social media links for Facebook and Twitter. The main content area is titled 'What's New' and contains several news items. A red arrow points to a blue button labeled 'ACCESS RDA Toolkit' in the top left corner of the main content area. The news items include: 'Effective April 1, 2013, online access to AACR2 will be exclusive to RDA Toolkit', 'The December RDA Toolkit release included the initial publication of reworded chapters of RDA as well as significant enhancements to our display of AACR2', and 'Full MARC record examples of RDA cataloging now available'. There is also a section for the 'Virtual User Group' and a button for 'RDA Toolkit Essentials'.

<http://www.rdatoolkit.org/>

<http://access.rdatoolkit.org/>

Welcome, Renate Behrens
Deutsche Nationalbibliothek - German National Library

RDA TOOLKIT
RESOURCE DESCRIPTION & ACCESS

RDA TOOLS RESOURCES

RDA

- RDA Table of Contents
- + 0: Introduction
- Section 1: Recording Attributes of Manifestation & Item
 - + 1: General Guidelines on Recording Attributes of Manifestations and Items
 - + 2: Identifying Manifestations and Items
 - + 3: Describing Carriers
 - + 4: Providing Acquisition and Access Information
- Section 2: Recording Attributes of Work & Expression
 - + 5: General Guidelines on Recording Attributes of Works and Expressions
 - + 6: Identifying Works and Expressions
 - + 7: Describing Content
- Section 3: Recording Attributes of Person, Family, & Corporate Body
 - + 8: General Guidelines on Recording Attributes of Persons, Families, and Corporate Bodies
 - + 9: Identifying Persons
 - + 10: Identifying Families
 - + 11: Identifying Corporate Bodies
- Section 4: Recording Attributes of Concept, Object, Event & Place
 - 12: General Guidelines on Recording Attributes of Concepts, Objects, Events, and Places
 - 13: Identifying Concepts
 - 14: Identifying Objects
 - 15: Identifying Events
 - + 16: Identifying Places
- Section 5: Recording Primary Relationships Between Work, Expression, Manifestation, & Item
 - + 17: General Guidelines on Recording Primary Relationships
- Section 6: Recording Relationships to Persons, Families, & Corporate Bodies

About | Help | Feedback

Include additional elements covered in this chapter and in chapters [6 RDA](#) and [7 RDA](#) according to the policy of the agency creating the data, or according to the judgment of the cataloguer.

5.4 Language and Script LC-PCC PS

Record titles for works in the language and script in which they appear on the sources from which they are taken.

Alternative LC-PCC PS NLA PS

Record a transliterated form of the title either as a substitute for, or in addition to, the form that appears on the source.

Record other identifying attributes of a work or expression in the language and script specified in the applicable instructions in chapter [6 RDA](#).

Record the descriptive attributes of a work or expression covered in chapter [7 RDA](#) in a language and script preferred by the agency creating the data.

5.5 Authorized Access Points Representing Works and Expressions

When constructing an authorized access point to represent a work or expression, use the preferred title for the work (see [6.2.2 RDA](#)) as the basis for the access point.

Construct the authorized access point representing the work by combining (in this order):

- a) the authorized access point for the person, family, or corporate body responsible for the work (see [6.27.1.2 RDA–6.27.1.8 RDA](#)), if applicable
- b) the preferred title for the work (see [6.2.2 RDA](#)).

If two or more works are represented by the same or similar access points, include one or more additional identifying elements in the access point representing the work (such as form of work, date, place of origin, or other distinguishing term). For specific instructions on additions to access points representing works, see [6.27.1.9 RDA](#).

When constructing an authorized access point to represent a part or parts of a work, apply the instructions at [6.27.2 RDA](#).

When constructing an authorized access point to represent a particular expression of a work (or of a part or parts of a work), use the authorized access point representing the work and add one or more elements identifying the expression (see [6.27.3 RDA](#)).

Some changes affect the identification of a work issued as a multipart monograph, serial, or integrating resource and require the construction of an authorized access point representing a new work. For changes affecting the identification of a work, see [6.1.3 RDA](#).

5.6 Variant Access Points Representing Works and Expressions

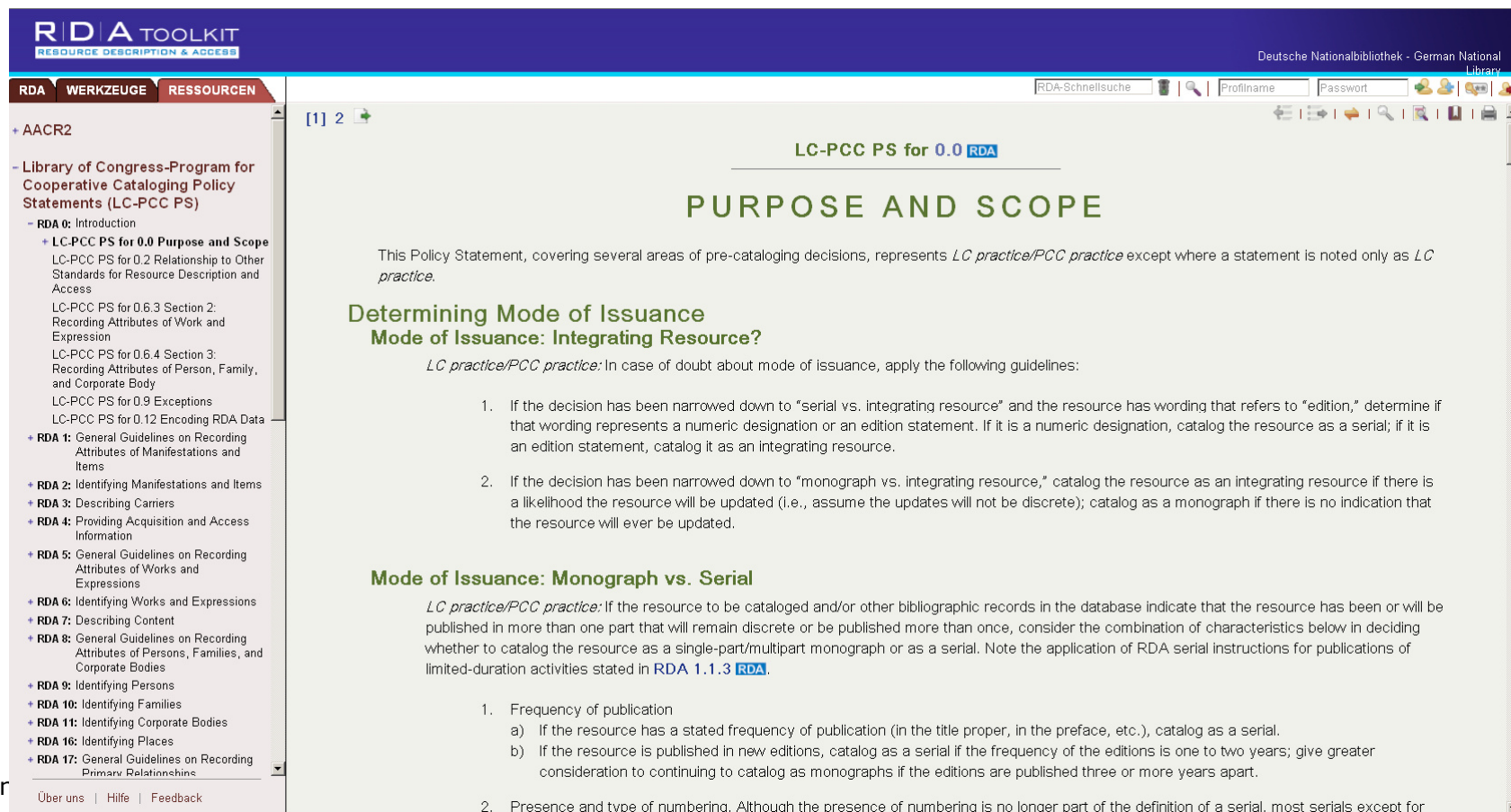
When constructing a variant access point to represent a work or expression, use a variant title for the work (see [6.2.3 RDA](#)) as the basis for the access point.

If the authorized access point for the work has been constructed using the authorized access point for a person, family, or corporate body followed by the preferred title for the work (see [6.27.1.2 RDA–6.27.1.8 RDA](#)), construct the variant access point by combining (in this order):

- a) the authorized access point representing that person, family, or corporate body
- b) the variant title for the work.

Make additions to the access point, if considered important for identification. Apply the following instructions on making additions, as applicable:

Policy Statements e.g. LC-PCC PS



The screenshot shows the RDA Toolkit website interface. The main content area displays the title "LC-PCC PS for 0.0 RDA" and "PURPOSE AND SCOPE". Below this, there is a paragraph explaining the scope of the policy statement. The page is divided into sections: "Determining Mode of Issuance" and "Mode of Issuance: Integrating Resource?", each followed by a list of guidelines. A sidebar on the left contains a navigation menu with various RDA sections.

RDA TOOLKIT
RESOURCE DESCRIPTION & ACCESS

Deutsche Nationalbibliothek - German National Library

RDA WERKZEUGE RESSOURCEN

+ AACR2

- Library of Congress-Program for Cooperative Cataloging Policy Statements (LC-PCC PS)

- RDA 0: Introduction
 - + LC-PCC PS for 0.0 Purpose and Scope
 - LC-PCC PS for 0.2 Relationship to Other Standards for Resource Description and Access
 - LC-PCC PS for 0.6.3 Section 2: Recording Attributes of Work and Expression
 - LC-PCC PS for 0.6.4 Section 3: Recording Attributes of Person, Family, and Corporate Body
 - LC-PCC PS for 0.9 Exceptions
 - LC-PCC PS for 0.12 Encoding RDA Data
 - + RDA 1: General Guidelines on Recording Attributes of Manifestations and Items
 - + RDA 2: Identifying Manifestations and Items
 - + RDA 3: Describing Carriers
 - + RDA 4: Providing Acquisition and Access Information
 - + RDA 5: General Guidelines on Recording Attributes of Works and Expressions
 - + RDA 6: Identifying Works and Expressions
 - + RDA 7: Describing Content
 - + RDA 8: General Guidelines on Recording Attributes of Persons, Families, and Corporate Bodies
 - + RDA 9: Identifying Persons
 - + RDA 10: Identifying Families
 - + RDA 11: Identifying Corporate Bodies
 - + RDA 16: Identifying Places
 - + RDA 17: General Guidelines on Recording Primary Relationships

Über uns | Hilfe | Feedback

PURPOSE AND SCOPE

This Policy Statement, covering several areas of pre-cataloging decisions, represents *LC practice/PCC practice* except where a statement is noted only as *LC practice*.

Determining Mode of Issuance
Mode of Issuance: Integrating Resource?

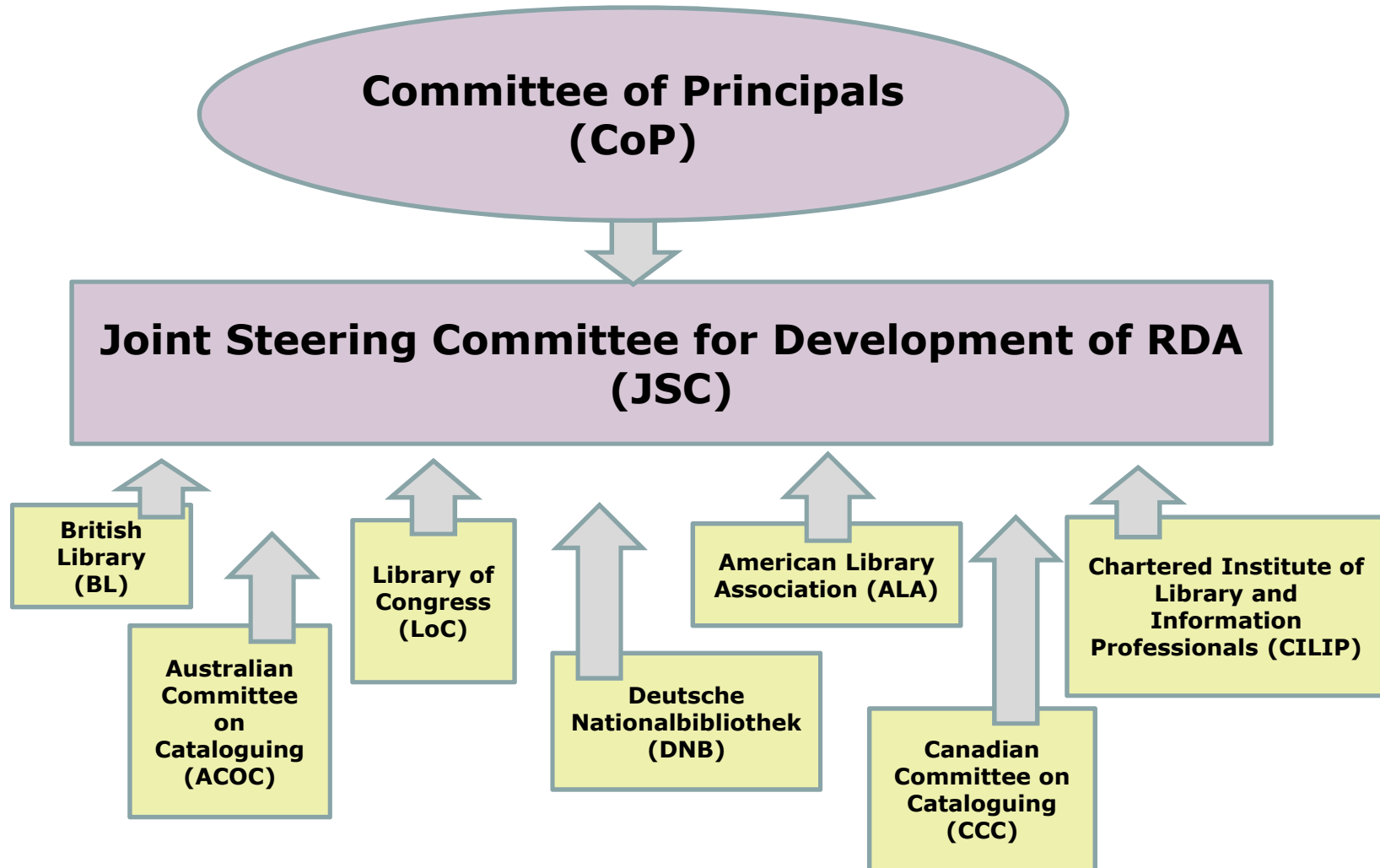
LC practice/PCC practice: In case of doubt about mode of issuance, apply the following guidelines:

1. If the decision has been narrowed down to "serial vs. integrating resource" and the resource has wording that refers to "edition," determine if that wording represents a numeric designation or an edition statement. If it is a numeric designation, catalog the resource as a serial; if it is an edition statement, catalog it as an integrating resource.
2. If the decision has been narrowed down to "monograph vs. integrating resource," catalog the resource as an integrating resource if there is a likelihood the resource will be updated (i.e., assume the updates will not be discrete); catalog as a monograph if there is no indication that the resource will ever be updated.

Mode of Issuance: Monograph vs. Serial

LC practice/PCC practice: If the resource to be cataloged and/or other bibliographic records in the database indicate that the resource has been or will be published in more than one part that will remain discrete or be published more than once, consider the combination of characteristics below in deciding whether to catalog the resource as a single-part/multipart monograph or as a serial. Note the application of RDA serial instructions for publications of limited-duration activities stated in [RDA 1.1.3 RDA](#).

1. Frequency of publication
 - a) If the resource has a stated frequency of publication (in the title proper, in the preface, etc.), catalog as a serial.
 - b) If the resource is published in new editions, catalog as a serial if the frequency of the editions is one to two years; give greater consideration to continuing to catalog as monographs if the editions are published three or more years apart.
2. Presence and type of numbering. Although the presence of numbering is no longer part of the definition of a serial, most serials except for



RDA Rule Revision Process


- Proposals
- Discussion papers
- Fast Track proposals
- Typographical errors/minor corrections



EURIG

- to promote the common professional interests of all users, and potential users, of RDA in Europe
- to encourage and promote cooperation, communication and the exchange of experience among prospective users in order to facilitate implementation of RDA in Europe
- 32 members
- <http://www.slainte.org.uk/eurig/index.htm>





RDA worldwide

- USA
- Great Britain
- Canada
- Australia
- Singapore
- the Netherlands

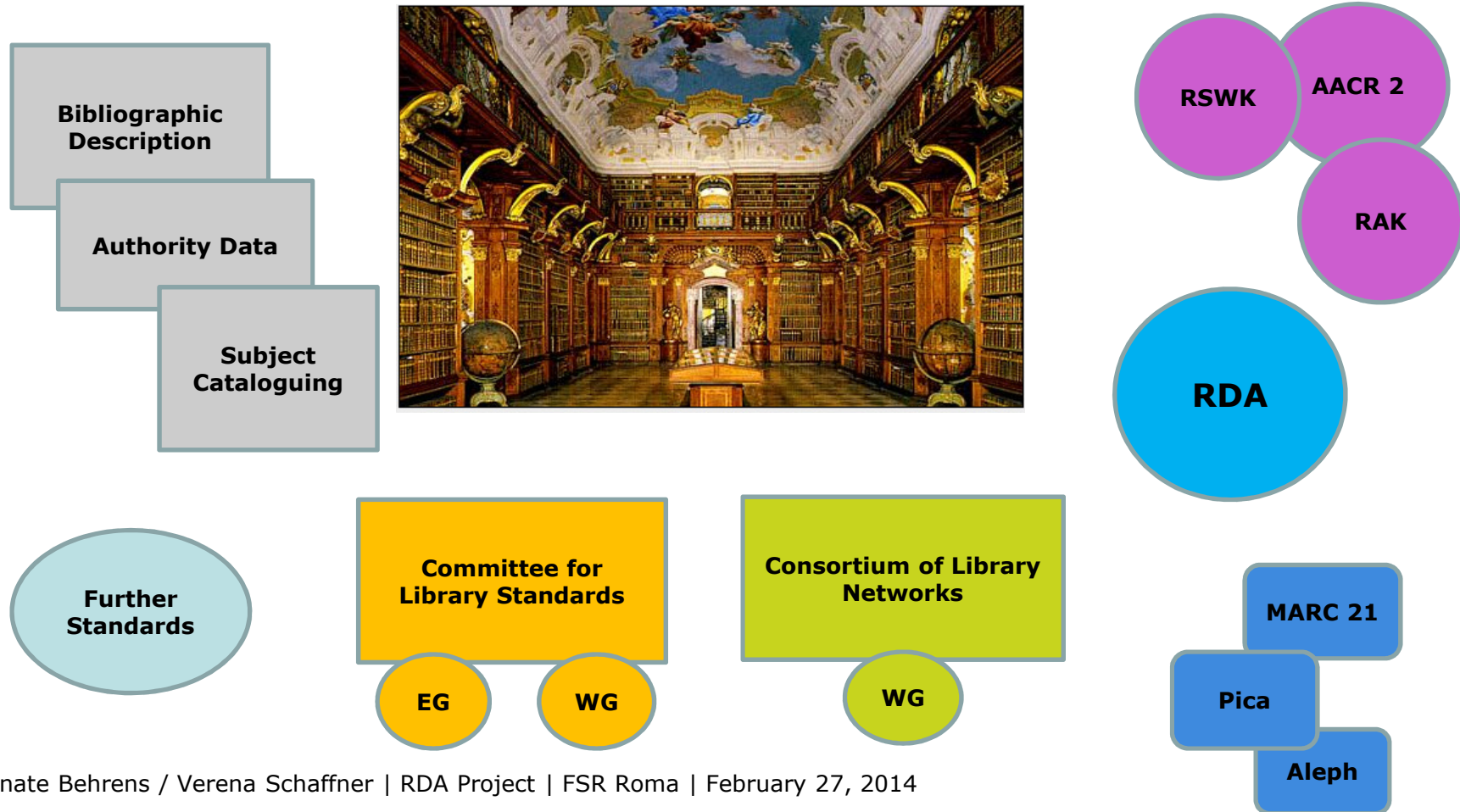
- Translations in the Toolkit: German and French
- Translations coming: Spanish, Finnish



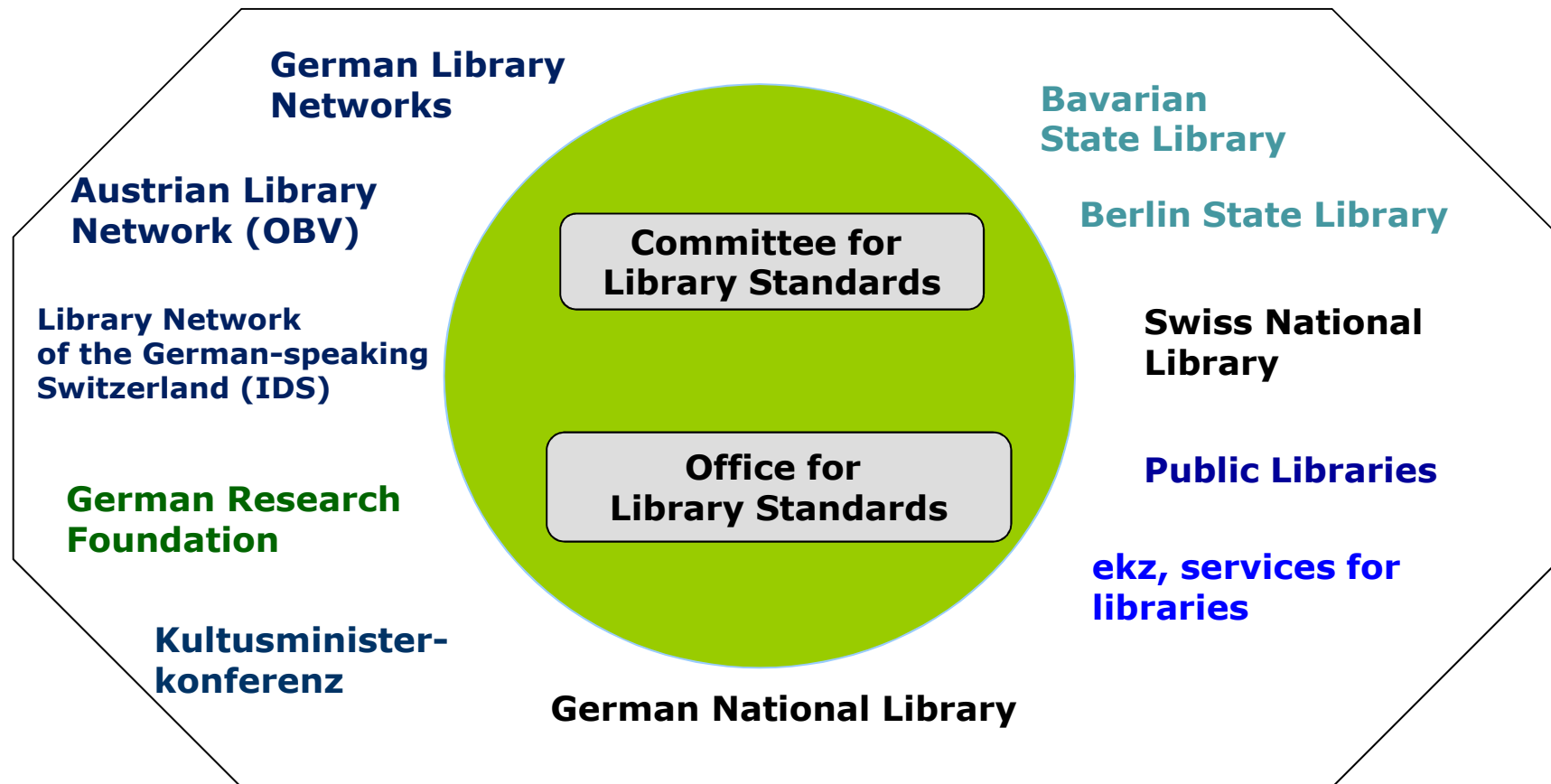
RDA in Germany, Austria and German-speaking Switzerland



Current situation



Cooperative library standardization



Internationalisation - Some History...

2001

- resolution in favour of changing from German to international cataloguing codes and formats (AACR and MARC)

2004

- MARC 21 as exchange format for all libraries in the German-speaking countries
- consistent format for authority data
- participation in the development of the standard
- integration of different cataloguing rules for special material types
- German as working language

2009

- Start for a translation of RDA into German

2012

- decision to change to the new international RDA standard – specific and concrete work orders were issued for the implementation project

Resolution

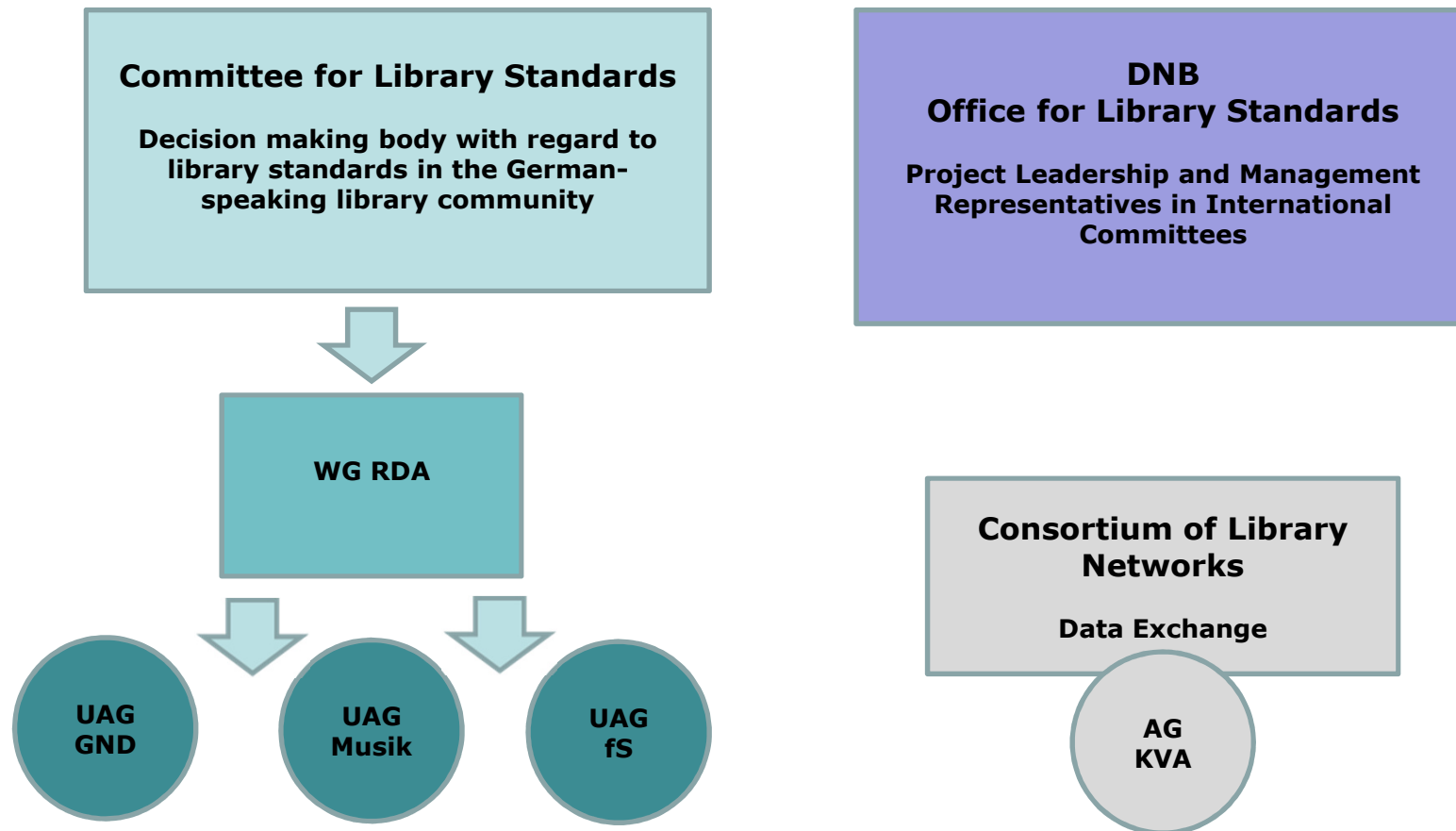
2001 – Resolution in favour of changing from German to international cataloguing codes and formats

**Resolution of the Committee for Library Standards
in May 2012**

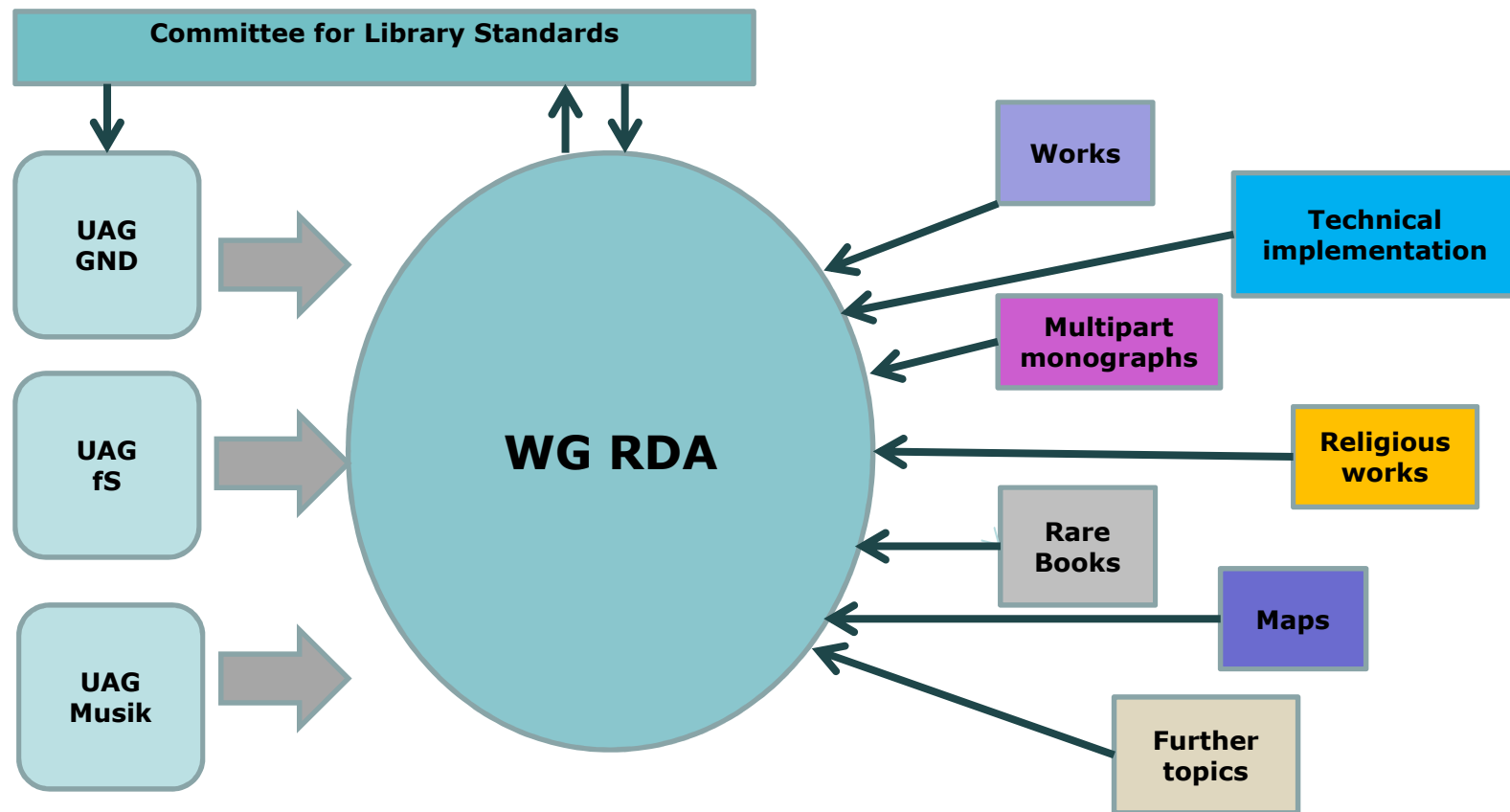


**RDA Implementation in the
German-speaking countries
(Germany, Austria, parts of
Switzerland)**

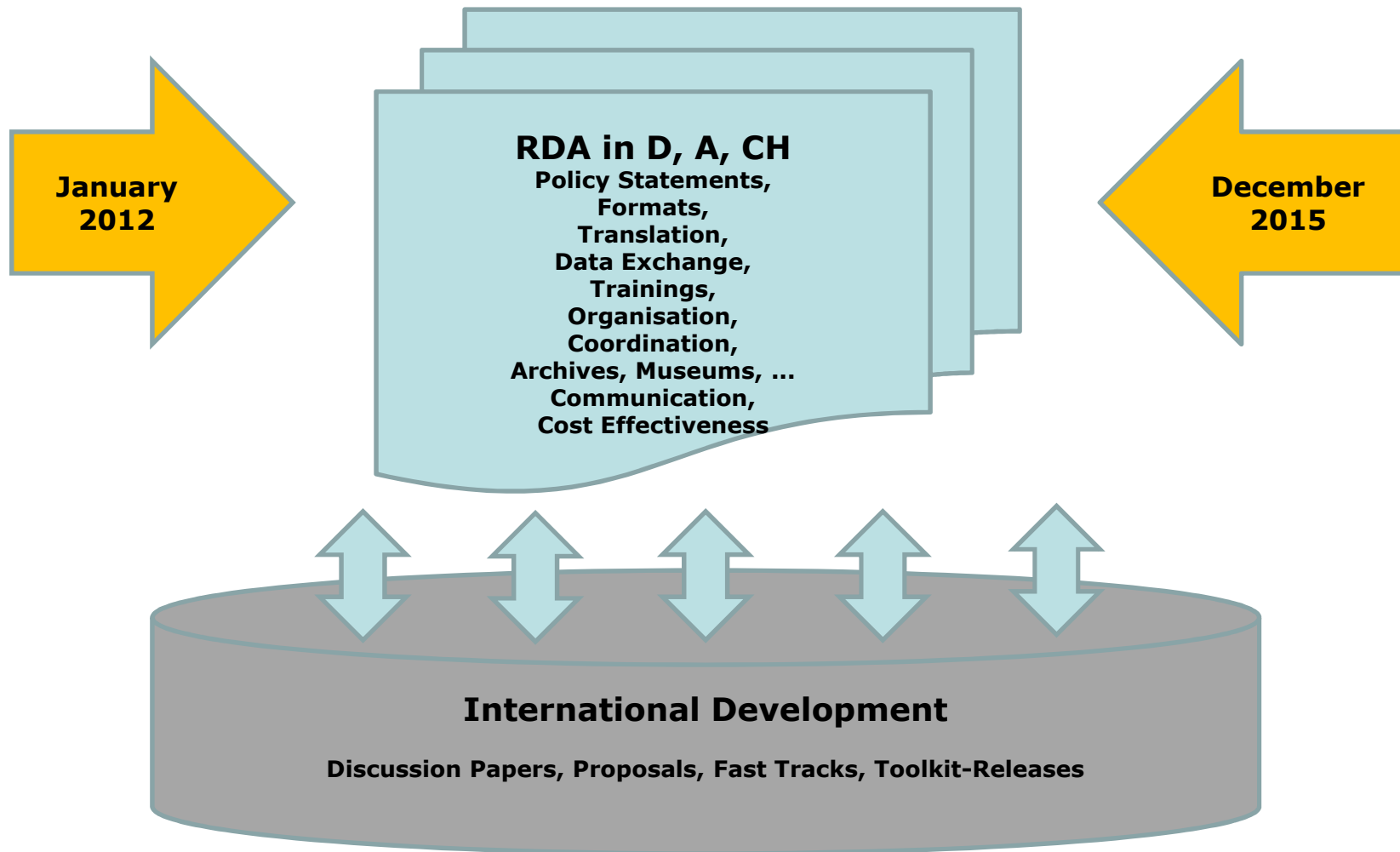
Involved committees



RDA working group (AG RDA)



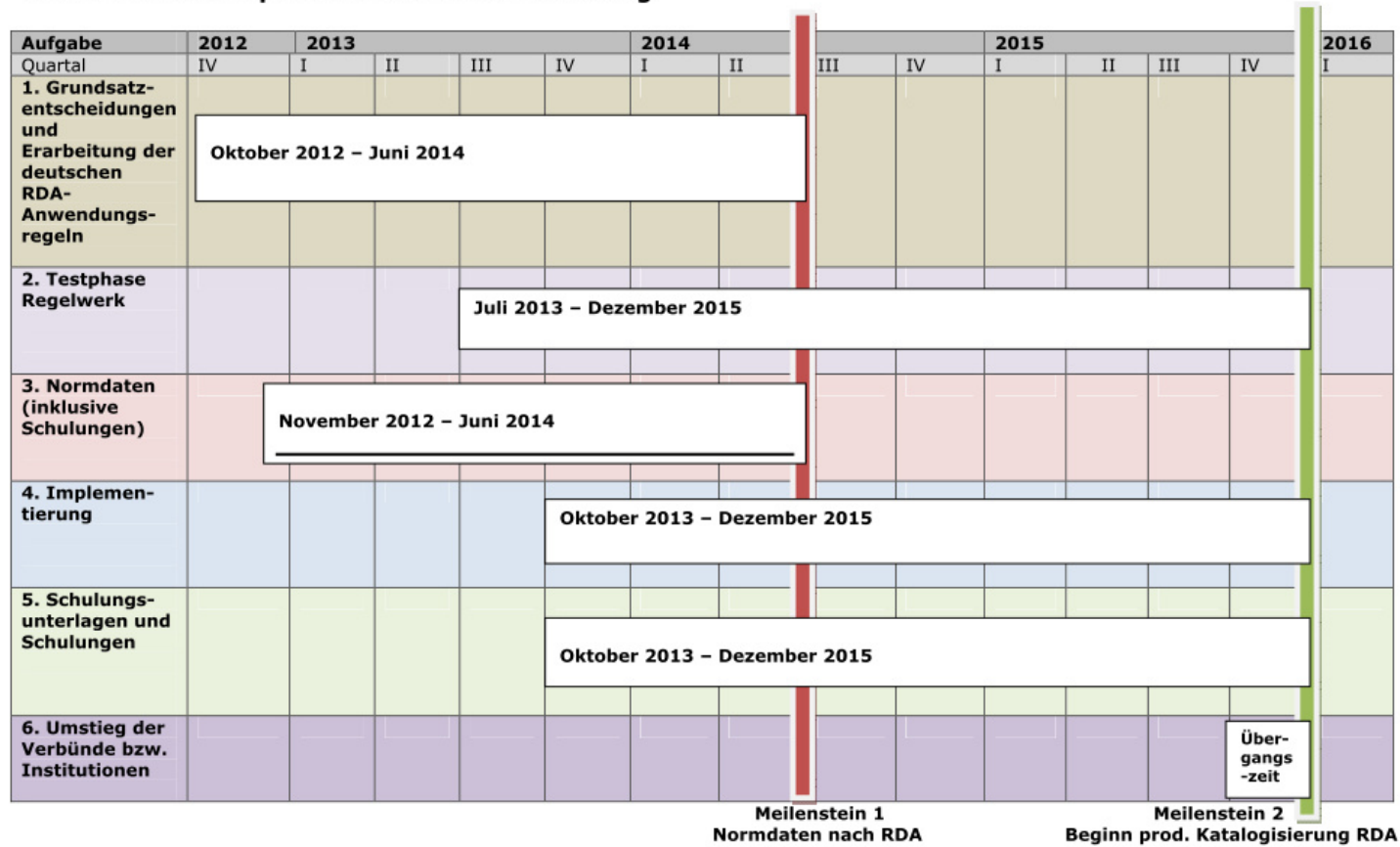
Tasks and Objectives



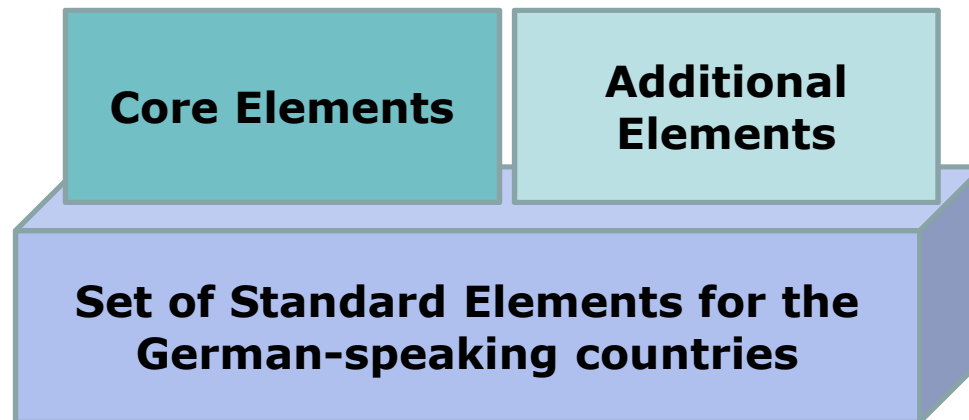
Time frame

18. Oktober 2013

Gemeinsamer Zeitplan der AG RDA zum Umstieg



Set of Standard Elements for the German-speaking countries

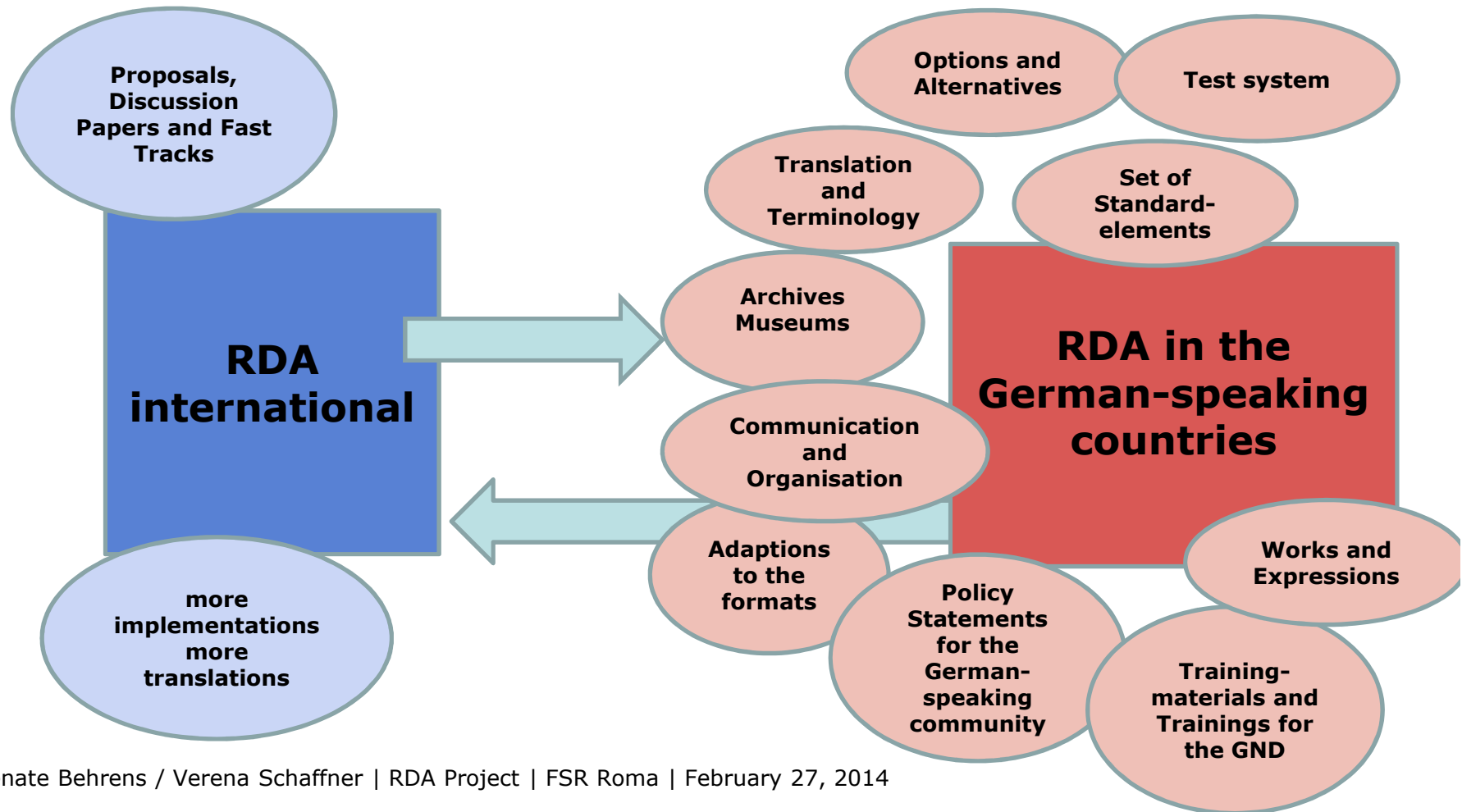


Legende:

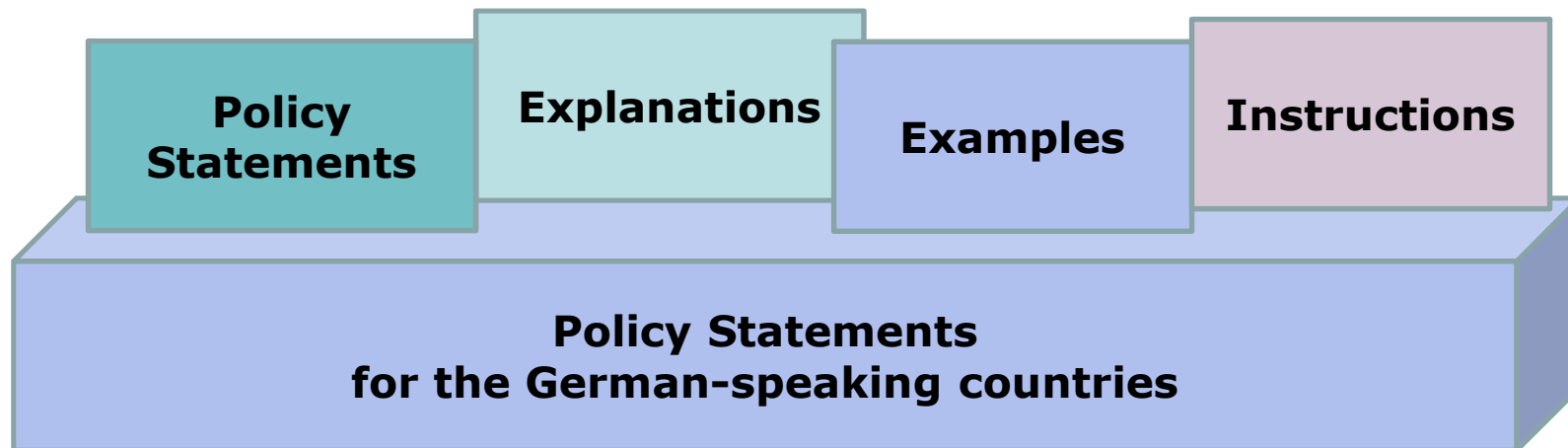
* = Core
** = core if
+ = Zusatzelement
++ = Zusatzelement, nur unter bestimmten Bedingungen

RDA-Nr.	Element	englisch	deutsch	Anmerkung
2.3.2	*	Title proper	Haupttitel	
2.3.3	++	Parallel title proper	Paralleltitel	Im durch die Anwendungsregel festgelegten Umfang
2.3.4	+	Other title information	Titelzusatz	
2.3.6	++	Variant title	Abweichender Titel	Nur für fortlaufende Sammelwerke
2.3.7	+	Earlier title proper	Früherer Haupttitel	In Abstimmung
2.3.8	+	Later title proper	Späterer Haupttitel	In Abstimmung
2.4.2	*	Statement of responsibility relating to title proper	Verantwortlichkeitsangabe, die sich auf den Haupttitel bezieht	
2.5.2	*	Designation of edition	Ausgabebezeichnung	
2.5.6	*	Designation of a named revision of an edition	Ausgabebezeichnung einer näher erläuterten Überarbeitung	
2.6.2	*	Numeric and/or alphabetic designation of first issue or part of sequence	Alphanumerische Bezeichnung der ersten Ausgabe oder des ersten Teils einer Folge	
2.6.3	*	Chronological designation of first issue or part of sequence	Chronologische Bezeichnung der ersten Ausgabe oder des ersten Teils einer Folge	
2.6.4	*	Numeric ... of last issue or part of sequence	Alphanumerische Bezeichnung der letzten Ausgabe oder des letzten Teils einer Folge	
2.6.5	*	Chronological ... of last issue or part of sequence	Chronologische Bezeichnung der letzten Ausgabe oder des letzten Teils einer Folge (für die letzte oder einzige Folge)	
2.7.6	**	Date of production	Entstehungsdatum	
2.8.2	*	Place of publication	Erscheinungsort	

What have we achieved so far?



Policy Statements for the German-speaking countries



Voting procedure for RDA policy statements

2.3.2.7	Recording the title proper	<p><i>[nachträglich eingefügt]</i></p> <p>s. Vorschlag im Papier Haupttitel vs. Zusatz</p> <p><i>Die Vorüberlegungen können in diesem Google-Docs-Dokument nachgelesen werden.</i></p>	Wiesenmüller Meißner	<input type="button" value="Ergebnis"/>	OBV: Cataloger's judgement weil Reglementierung sehr schwierig und formal nicht regelbar?	-> zurückgestellt, Thema im Zusammenhang besprechen (Stand: 6. Sitzung AG RDA)
2.3.2.8.1	Type of Composition, Medium of Performance, Key, Etc.	<p><i>[nachträglich eingefügt]</i></p> <p>Als Form- und Gattungsbegriffe gelten die in der Liste (Liste wird von UAG Musik erarbeitet) aufgeführten Begriffe sowie deren Entsprechungen in anderen Sprachen. Als Form- und Gattungsbegriffe werden auch Verkleinerungsformen (z. B. Duettinos, Quartettinos, Kanzonetten) und Tempobezeichnungen (z. B. Adagio, Largo) angesehen.</p>	UAG Musik	<input type="button" value="DNB"/> <input type="button" value="AspB"/> <input type="button" value="BSB/ BVB"/> <input type="button" value="BSZ"/> <input type="button" value="ekz"/> <input type="button" value="GBV"/> <input type="button" value="HeBIS"/> <input type="button" value="hbz"/> <input type="button" value="IDS"/> <input type="button" value="St Gallen"/> <input type="button" value="KOBV"/> <input type="button" value="ÖB (HÖB)"/> <input type="button" value="OBV"/> <input type="button" value="NB"/> <input type="button" value="SBB/ ZDB"/> <hr/> Anzahl ja: 13 Anzahl nein: - Anzahl enth.: - <input type="button" value="Ergebnis"/>	BSB/BVB: Vorausgesetzt der Änderung in der deutschen Übersetzung: Umbenennung von "Art des Musikstücks" in "Form- und Gattungsbegriff".	AWR: <i>Als Form- und Gattungsbegriffe gelten die in der Liste (Liste wird von UAG Musik erarbeitet) aufgeführten Begriffe sowie deren Entsprechungen in anderen Sprachen. Als Form- und Gattungsbegriffe werden auch Verkleinerungsformen (z. B. Duettinos, Quartettinos, Kanzonetten) und Tempobezeichnungen (z. B. Adagio, Largo) angesehen.</i>

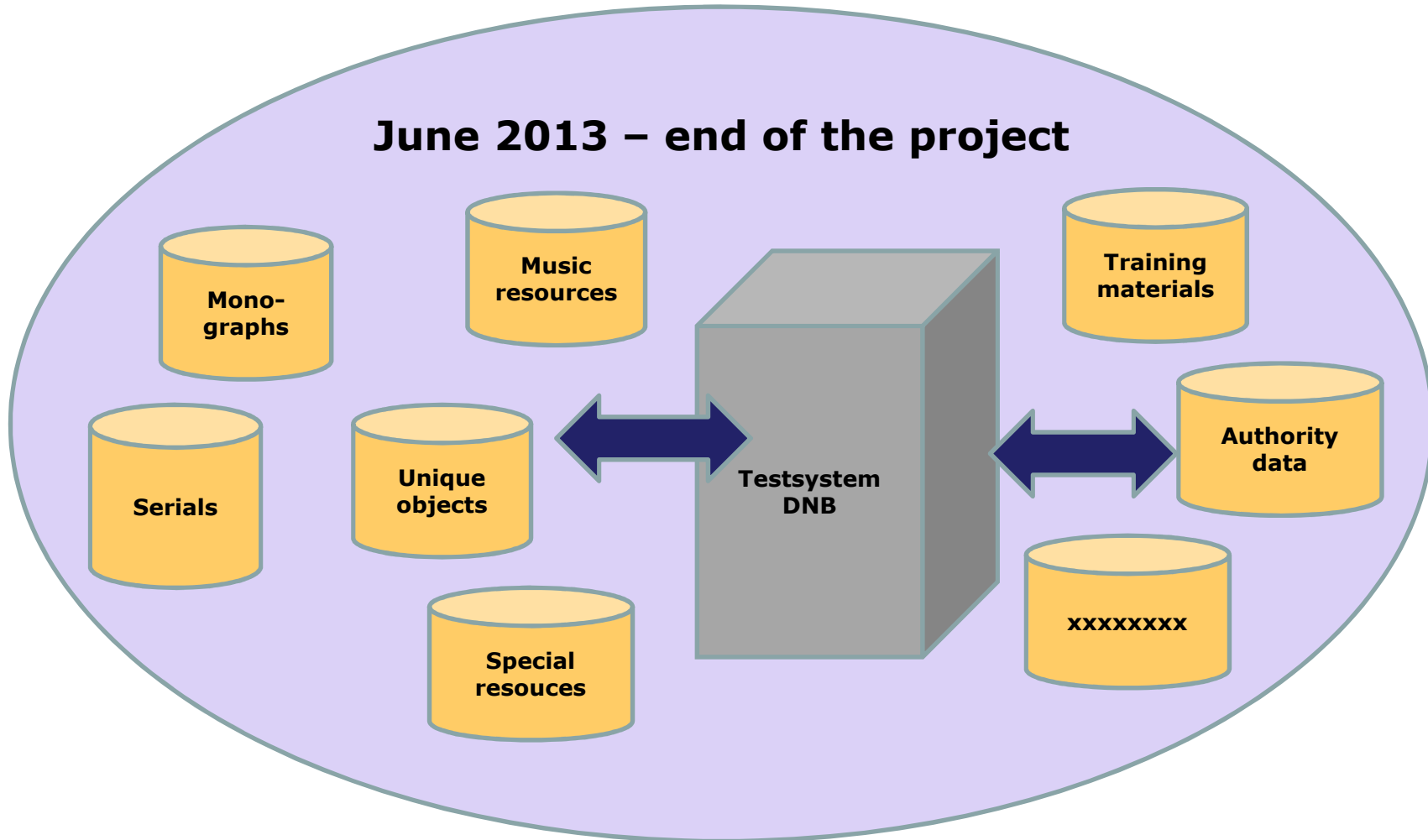
Verified RDA policy statements

Anwendungsregeln für den deutschen Sprachraum
Version 0.1 – Stand: 1. Oktober 2013

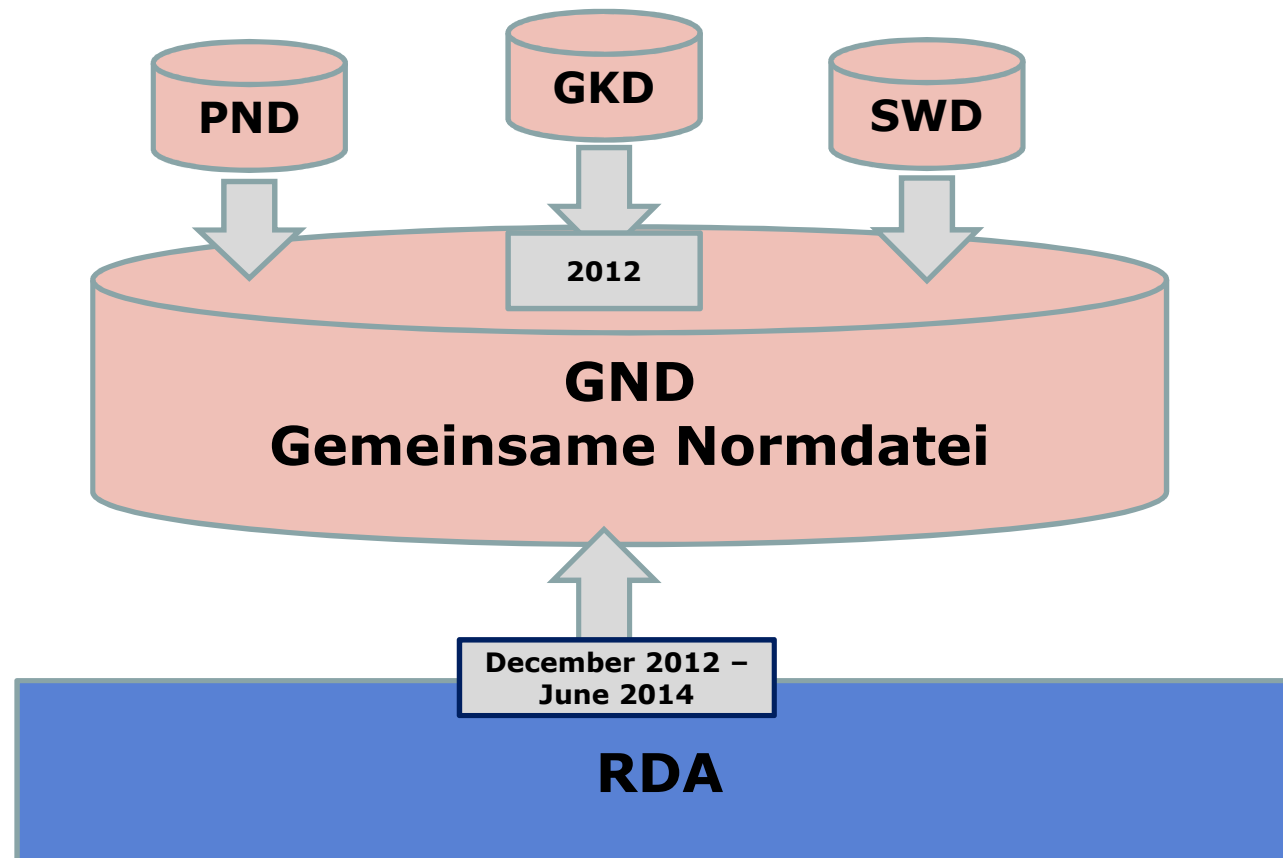
Kapitel 2

RDA-Nr.	Inhalt	Anwendungsregel
2.2.2.2	<i>Ressourcen, die aus einer oder mehreren Seiten, Blättern, Bögen oder Karten bestehen (oder Bilder, die aus einer oder mehreren Seiten, Blättern oder Bögen oder Karten bestehen)</i>	Wenden Sie die Alternative nicht an.
2.2.2.3	<i>Ressourcen, die aus bewegten Bildern bestehen</i>	Wenden Sie die Alternative an.
2.2.4	<i>Sonstige Informationsquellen</i>	Verwenden Sie zur Kennzeichnung eckige Klammern.
2.3.1.1	<i>Geltungsbereich</i>	Lassen Sie Mottos, Segensformeln, Widmungen usw., die in der Ressource erscheinen, aber nicht zum Titel gehören, ohne Kennzeichnung weg. Das gilt auch für Alte Drucke.
2.3.1.4	<i>Erfassen von Titeln</i>	Das Anwenden der optionalen Weglassung liegt in Ihrem Ermessen.
2.3.1.6	<i>Einleitende Wörter usw.</i>	Wenden Sie die optionale Ergänzung an.
2.3.2.8.1	<i>Art des Musikstücks, der Besetzung, der Tonart usw.</i>	Als Form- und Gattungsbegriffe gelten die in der Liste [Liste wird von UAG Musik erarbeitet] aufgeführten Begriffe

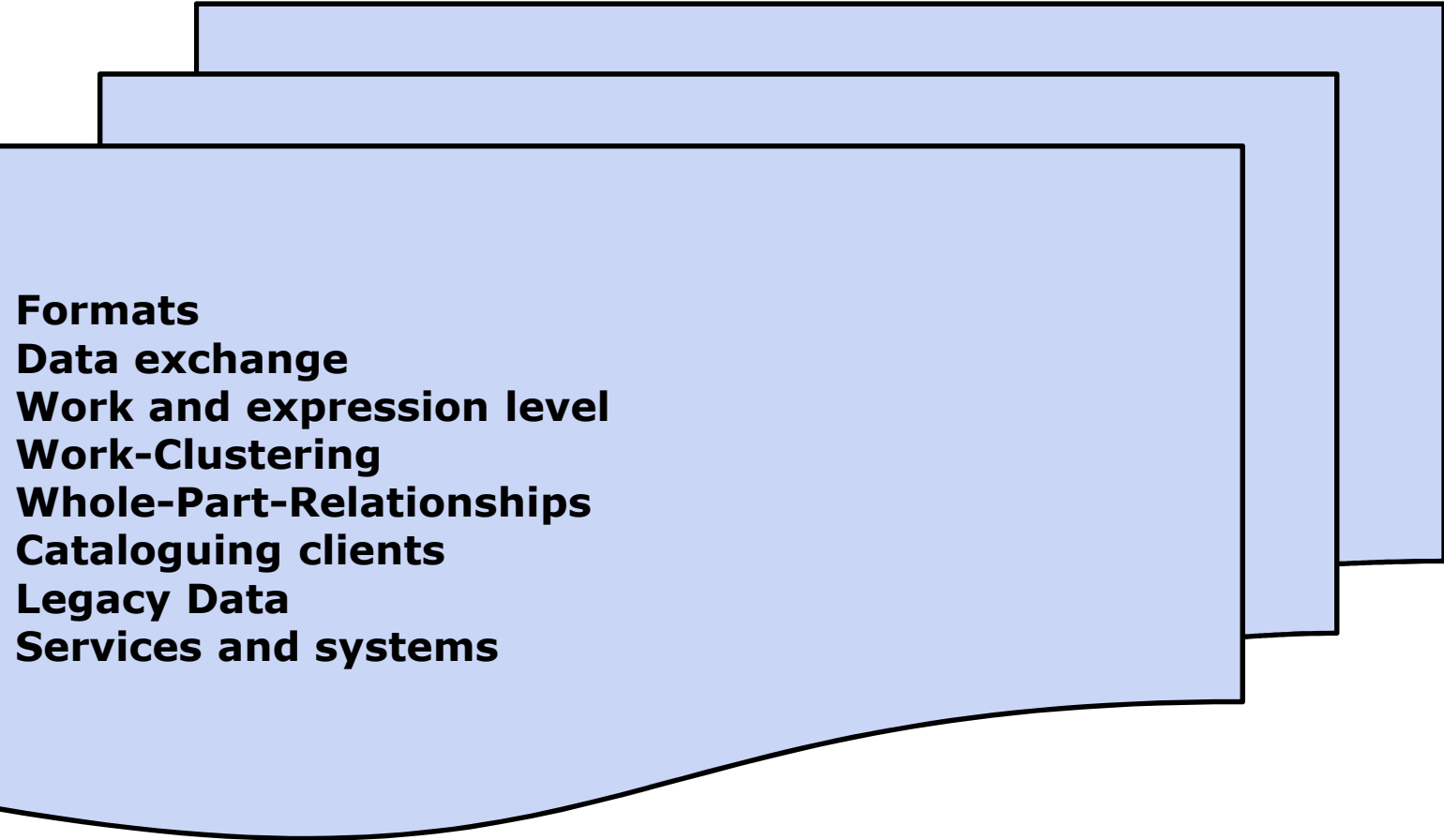
Tests



Integrated Authority File (GND)

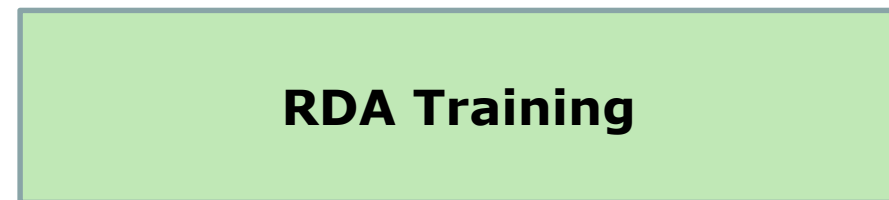

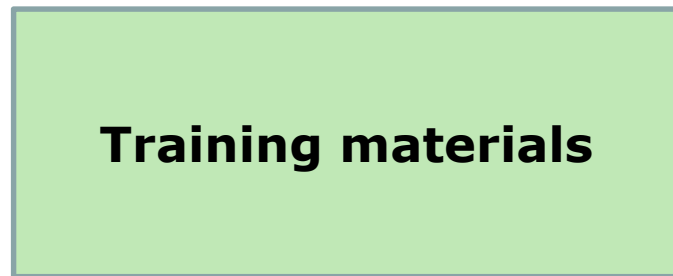


Implementation

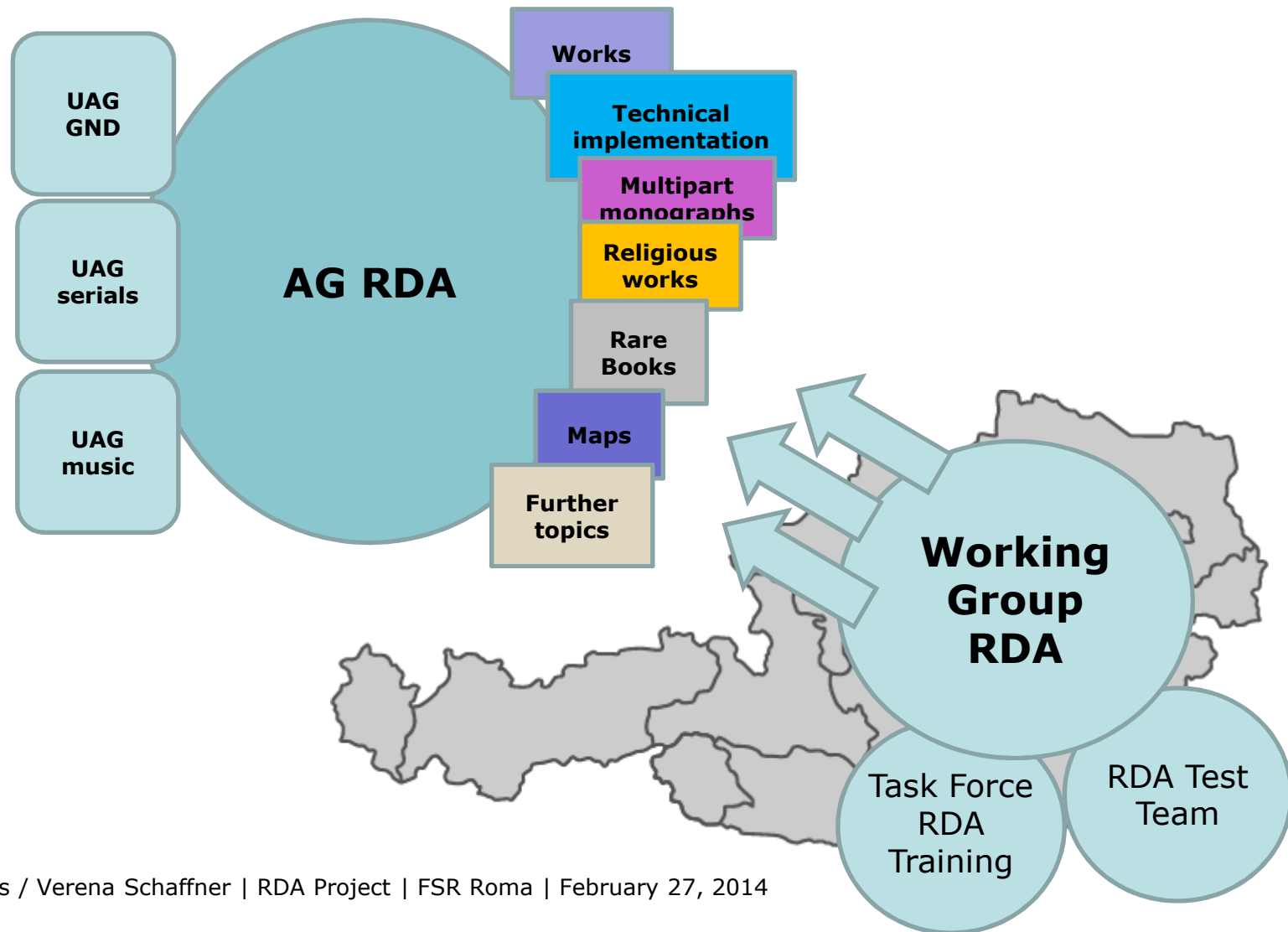
Three overlapping, light blue rectangular boxes with black outlines, arranged in a descending staircase pattern from top-left to bottom-right. The bottom-most box contains a list of implementation topics.

Formats
Data exchange
Work and expression level
Work-Clustering
Whole-Part-Relationships
Cataloguing clients
Legacy Data
Services and systems

RDA Training



RDA in Austria



RDA for museums and archives



Input of
expertise

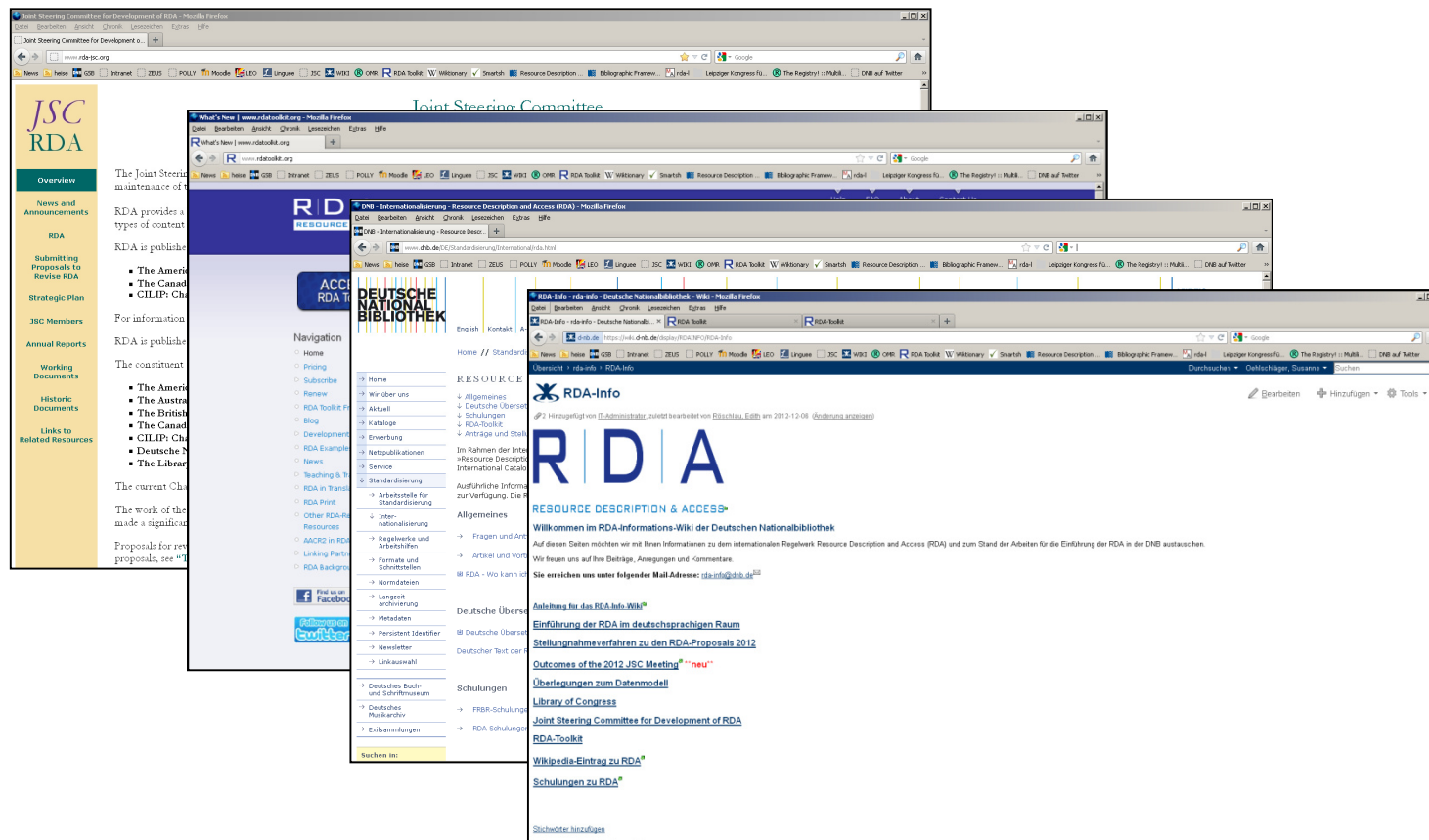
Participation in the
international process
for the development
of the standard

WG RDA
Only some expertise from
special collections

RDA

covers all types of content and media

Further Information



The collage displays several key RDA-related web pages:


- JSC RDA Overview:** A page from the Joint Steering Committee for Development of RDA, detailing the committee's role and providing links to various documents and news.
- RDA-Info:** A central page titled "R | D | A RESOURCE DESCRIPTION & ACCESS" which serves as a hub for RDA information, including news, updates, and contact details.
- Deutsche Nationalbibliothek (DNB):** The German National Library's page, which hosts the RDA-Info wiki and provides information on the library's involvement in the RDA project.



Further information

- Website DNB
<http://www.dnb.de/DE/Standardisierung/International/rda.html>
- RDA-Info-Wiki DNB
<https://wiki.dnb.de/display/RDAINFO/RDA-Info>
- Newsletter „Standardisierung und Erschließung“
http://www.dnb.de/DE/Standardisierung/Newsletter/newsletter_node.html
- rda-info@dnb.de





Thank you for your attention!

Renate Behrens

r.behrens@dnb.de

Verena Schaffner

verena.schaffner@obvsg.at